


How Chipmunk Got His Stripes

Joseph Bruchac & James Bruchac

Pictures by Jose Aruego
& Ariane Dewey



Name: _____ Student Number: _____ Homeroom: _____

Teacher: _____

This workbook is for use at Tokyo Korean School only.

All images © 2019 Riverdeep Interactive Learning Limited, and its licensors. All rights reserved.

Building Background



Traditional tales are stories that people have been telling for many years. Some traditional tales are made-up stories about how or why something is the way it is. Characters in traditional tales usually learn a lesson.

Read the following traditional tale. Discuss the lesson you should have learnt from this story.

The Biggest Pumpkin

An African Tale



Do you know why there are so many stars? It all started with a very big pumpkin...

There was once a big pumpkin. It was so big that the people called it Feegba. Feegba was a good name. It means “big thing.” Never had a pumpkin grown so big. It was as tall as a man. It was as round as the full moon. It was as orange as the bright sun. It was the biggest and best pumpkin ever to grow in Africa.

One day a farmer came to get the pumpkin. He had a large knife. He started to cut the pumpkin open.

“Ouch!” cried the pumpkin. “Stop cutting me! That hurts!”

“No,” said the farmer. “I will cook you. We will have a big dinner. All the people will be happy. Their stomachs will be full.”

“Eating me is not a good thing!” said the pumpkin. “Take your knife and go away!”

“You look delicious,” said the man. “We must eat you now.” The man sliced the stem with his knife.

“Now I am angry!” said the pumpkin. “I do not want to be eaten!”

Slowly, the pumpkin began to roll toward the man. The man backed away. The pumpkin rolled faster and faster. The man ran away. The pumpkin rolled faster and faster like a huge rolling pin. It smashed into a small hill and rolled it flat. It squashed a hut. It knocked down trees. The man ran for his life.

At last the man came to a sharp rock. He fell down and hid behind it. The pumpkin couldn’t slow down. It hit the rock with a loud thud! It split open. The pumpkin seeds flew up into the sky. They became shining stars.

What about the man with the knife? For as long as he lived, he never cut open a pumpkin again.

© 2000 by Evan-Moor Corp.

1) What lesson did you learn from this traditional tale?

Target Vocabulary 1



Draw a line from the target vocabulary to the definition. Use a dictionary to help you if needed.

Vocabulary

Definition

- | | | | | |
|----|-----------|-----------------------|-----------------------|---|
| 1) | tunnel | <input type="radio"/> | <input type="radio"/> | A rodent that climbs trees and has a long, bushy tail |
| 2) | curled | <input type="radio"/> | <input type="radio"/> | A long passage under the ground that animals use |
| 3) | height | <input type="radio"/> | <input type="radio"/> | The way in which someone or something goes or points |
| 4) | direction | <input type="radio"/> | <input type="radio"/> | To have put your body into a round shape |
| 5) | squirrel | <input type="radio"/> | <input type="radio"/> | How high or tall something is |



Use the target vocabulary to complete the following sentences.

tunnel	curled	height	direction	squirrel
--------	--------	--------	-----------	----------

- 1) The hungry _____ cracked open the acorn.
- 2) The scared animal hid in a _____ behind some rocks.
- 3) My tired dog _____ up and went to sleep next to the heater.
- 4) The cheetah quickly changed its _____ to catch its dinner.
- 5) She is the same _____ as her mother.



Use at least one of the vocabulary above and fill each box below with ideas about the picture. Then, write a super sentence on the lines.




determiner	describing (adjective)	who or what? (simple subject)	did, does, or is what?	where or when?




Use the words from the chart to write original sentences. Draw pictures to go with your sentences.

tunnel	curled	height	direction	squirrel
--------	--------	--------	-----------	----------


1)




2)




3)



4)



5)



Target Vocabulary 2



Draw a line from the target vocabulary to the definition. Use a dictionary to help you if needed.

Vocabulary

Definition

- | | | | | |
|----|----------|---|---|---|
| 1) | chipmunk | ● | ● | To make friendly jokes to annoy someone about something |
| 2) | toward | ● | ● | A small animal with stripes similar to a squirrel |
| 3) | healed | ● | ● | A cut or injury got better |
| 4) | brag | ● | ● | To say good things about yourself |
| 5) | tease | ● | ● | Going in a certain direction |



Use the target vocabulary to complete the following sentences.

chipmunks	toward	heal	bragged	teasing
-----------	--------	------	---------	---------

- 1) The cut on my leg took three weeks to _____.
- 2) My little brother was _____ me about my new haircut.
- 3) The cute _____ were playing in the long grass.
- 4) My friend _____ that he got 100% on all of his tests.
- 5) The students happily walk _____ their teacher.



Use at least one of the vocabulary above and fill each box below with ideas about the picture. Then, write a super sentence on the lines.

determiner	describing (adjective)	who or what? (simple subject)	did, does, or is what?	where or when?







Use the words from the chart to write original sentences. Draw pictures to go with your sentences.

chipmunk	toward	healed	bragging	teases
----------	--------	--------	----------	--------


1)




2)




3)



4)



5)



Multiple Choice Comprehension



Read the questions and circle the correct answers.

- 1) What did Bear brag about?
 - a) Being the strangest and loudest
 - b) Being the loudest and smelliest
 - c) Being the biggest and strongest
 - d) Being the biggest and smartest
- 2) What did Brown Squirrel ask Bear to do?
 - a) Make the sun stay in the sky
 - b) Stop the sun rising the next day
 - c) Make the sun disappear behind hills
 - d) Stop the sun singing
- 3) In which direction did Bear face all night as he waited for the morning?
 - a) North
 - b) West
 - c) South
 - d) East
- 4) Which two animals did not gather around Bear and Brown Squirrel?
 - a) Fox and Wolf
 - b) Frog and Turtle
 - c) Lion and Tiger
 - d) Deer and Moose
- 5) Who was not happy the sun came up?
 - a) Bear
 - b) Brown Squirrel
 - c) Beaver
 - d) Owl
- 6) Who told Brown Squirrel not to tease others?
 - a) His mother
 - b) His father
 - c) His grandmother
 - d) His grandfather
- 7) What was Bear going to do to Brown Squirrel?
 - a) Eat him
 - b) Hit him
 - c) Play with him
 - d) Tease him
- 8) During what season did Brown Squirrel sleep the whole time?
 - a) Summer
 - b) Autumn
 - c) Winter
 - d) Spring
- 9) How did Brown Squirrel look different at the end?
 - a) He got spots
 - b) He got stripes
 - c) He got claws
 - d) He got a haircut
- 10) Who is the first animal to get up every morning?
 - a) Bear
 - b) Chipmunk
 - c) Hawk
 - d) Rabbit

Written Comprehension



Answer the following questions using complete sentences.

1) What did Brown Squirrel asked Bear to do?

2) Why do the other animals join Bear and Brown Squirrel?

3) How do the animals act after the sun comes up? Why?

4) Why did Bear say he was going to eat Brown Squirrel?

5) How did Brown Squirrel get away from Bear?

6) How did Brown Squirrel become Chipmunk?

7) Bear bragged about being the strongest. What do people brag about?

8) What do you think the message of the story is?

Character Transformation



Character transformation is the change that a character goes through during the story. Characters will change as a result of their actions and experiences. These changes could be in the way they look, think, or feel.



Think about the changes you observed in one of the characters in the story. Which character changed the most? In what way did the character change? What parts of the story made you see those changes? Complete the boxes below with information about Bear or Brown Squirrel.

Character Name:

Beginning Traits

Evidence from the Story

Change

Ending Traits

Evidence from the Story

Comic Strip Presentation



Draw pictures of the main events from the story. Then, use your pictures to retell the story to your teacher.

