

Our Secret Recipe Book

How-to Writing Workbook




Name: _____ Student Number: _____ Homeroom: _____

Teacher: _____

Elephant's Toothpaste



Some of the sentences have fallen from the following paragraph. Try to work out what order they go in and write them back on the lines.



How to Make Elephant's Toothpaste

Do you know what elephants use to brush their teeth? They use Elephant's Toothpaste. This is how you make it. You will need hydrogen peroxide, a measuring cylinder, a plastic bottle, food coloring, liquid detergent, a big bowl, a teaspoon, yeast, a tablespoon, water, a small cup, and chopsticks. _____

Third, use chopsticks to mix 1 teaspoon of yeast and 2 tablespoons of water in a small cup.

Second, add a few drops of food coloring and a squirt of liquid detergent.


Finally, pour the yeast mixture into the plastic bottle.

First, measure 100 mL of hydrogen peroxide and pour it into the empty plastic bottle that is placed in a big bowl.

Now you know how to make Elephant's Toothpaste.

QUESTION: How did you know what order to write the sentences in?

Time-Order Words



Words like first, second, third, and finally are called **time-order words**. They help you put events in order. The chart below has some other time order words that can be used.

Other words that mean first	Other words that mean second, third, fourth, etc.	Other words that mean finally.
In the beginning To begin To start	After After that Next Then Following	Lastly At the end Last of all To finish



The paragraph on the last page has been written again below. However, this time, all the time-order words have been removed. Choose different words from the chart above to fill in the blanks.


How to Make Elephant's Toothpaste

Do you know what elephants use to brush their teeth? They use Elephant's Toothpaste. This is how you make it. You will need hydrogen peroxide, a measuring cylinder, a plastic bottle, food coloring, liquid detergent, a big bowl, a teaspoon, yeast, a tablespoon, water, a small cup, and chopsticks. _____, measure 100 mL of hydrogen peroxide and pour it into the empty plastic bottle that is placed in a big bowl. _____, add a few drops of food coloring and a squirt of liquid detergent. _____, use chopsticks to mix 1 teaspoon of yeast and 2 tablespoons of water in a small cup. _____, pour the yeast mixture into the plastic bottle. Now you know how to make Elephant's Toothpaste.


**SPECIAL
BONUS**

Your teacher will use the information above to make Elephant's Toothpaste.

Note: This is not really toothpaste. It's just a joke! Don't brush your teeth with it.



How-to Paragraphs



A how-to paragraph tells you how to do something. The steps or events are given in time order. This is how you write a how-to paragraph.

1. Write a topic sentence that tells what you are going to explain.
2. Add a detail sentence that tells what materials are needed.
3. Use time-order words to show what order things need to be done.



Read the how-to paragraph example below. Then, answer the questions.

Fairy Bread

I will tell you how to make fairy bread. You will need a plate, bread, margarine, a knife, and colored sprinkles. First, put the bread on the plate. Then, use the knife to spread margarine on one side of the bread. Next, put on the colored sprinkles so that it covers the margarine. After that, cut the bread into quarters. Finally, eat with your friends. I'm sure you will enjoy this yummy recipe.



1. What does this paragraph tell you how to do?

2. What materials are needed to make this thing?

3. What time-order words did the writer use in this paragraph?

4. What was the concluding sentence?

How-to Brainstorm



You are going to write how to make one of your favorite foods. If possible, ask your parents for a Korean or Japanese recipe. Your English teacher wants to learn about your culture.

Complete the brainstorm below with your ideas.



1. What is your recipe called?

2. What materials do you need?

3. What time-order words will you use?

4. What steps must the reader do to make your recipe?

