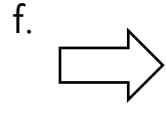
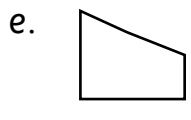
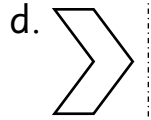
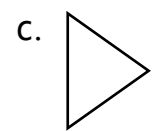
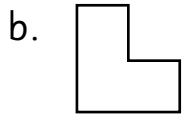
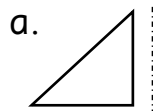
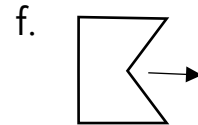
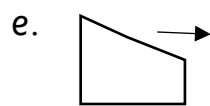
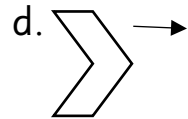
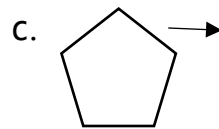
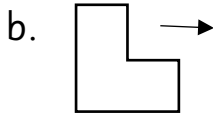
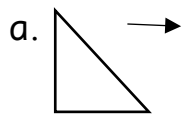


Movement of Shapes

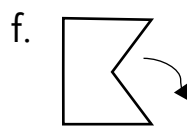
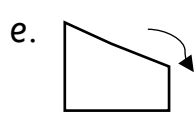
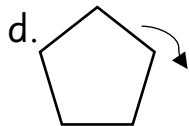
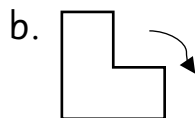
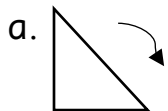
1. Reflect each of the following shapes by drawing the mirror image on the other side of the line.



2. Translate each of the following shapes by “moving” them to the right.



3. Rotate each of the following shapes by drawing what the shape would look like after being turned clockwise about one point from the center.



4. Use the words reflect, translate, or rotate to describe the movement of the following shapes.

